

Teaching Station Jr

University of Toronto Standard Electronic Podium
Like Teaching Station, with fewer capabilities - no standard onboard computer
(typically user provides laptop and logs-on via laptop)

Use

Standard equipment for classrooms capacity 36 - 100
Controls data projector and room audio
Laptop connection point (onboard computer not included in base configuration)
Internet connection and UofT UTORid log-in (network)
Fixed location for laptop/notes
Designed for instructor to stand either at front or at side of unit

Equipment


Laptop connection cable (VGA Video-out and mini-jack Audio-out to projector)
Audio volume control (room amplifier inside unit or external)
Audio/Video source selector (Crestron)
Power outlets (2)
Standard AV jack input for Video (yellow) and Audio (white/red)
Intercom to AV helpline (VoIP)
* Unit can be custom expanded to include computer, dvd etc

Size (approximate)

2' x 2' footprint
Unit height 36"
Front retractable shelf 30" from floor

Conduit Feed

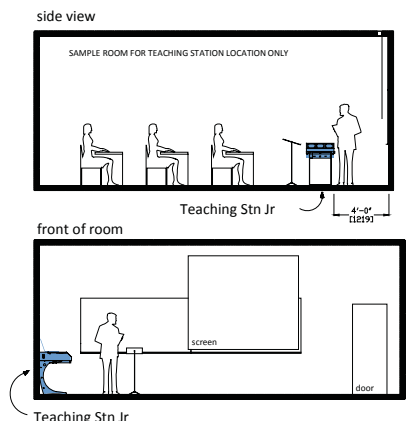
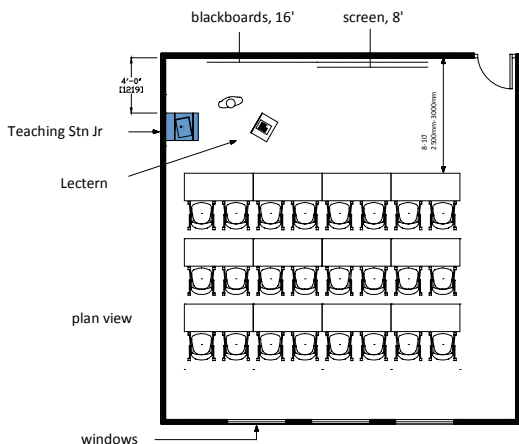
Unit is located against wall so floor trenching not required for cable feeds.
Data (for VoIP and network log-in), power, conduit feed to projector, screen control, speakers.
See UofT standard 'Wall AV access panel' for preferred conduit connection point.



Position

Located against wall - steel frame bolted to either wall or floor
 Side wall mount prefer - Minimum 4' from presentation wall (if available)
 Presentation wall mount if side wall too far/not available.
 Located to one side of screen so professor does not block view of screen
 Located on side away from entrance/exit

SIDE WALL MOUNT



FRONT WALL MOUNT

selected as window & door prevent side wall mount

